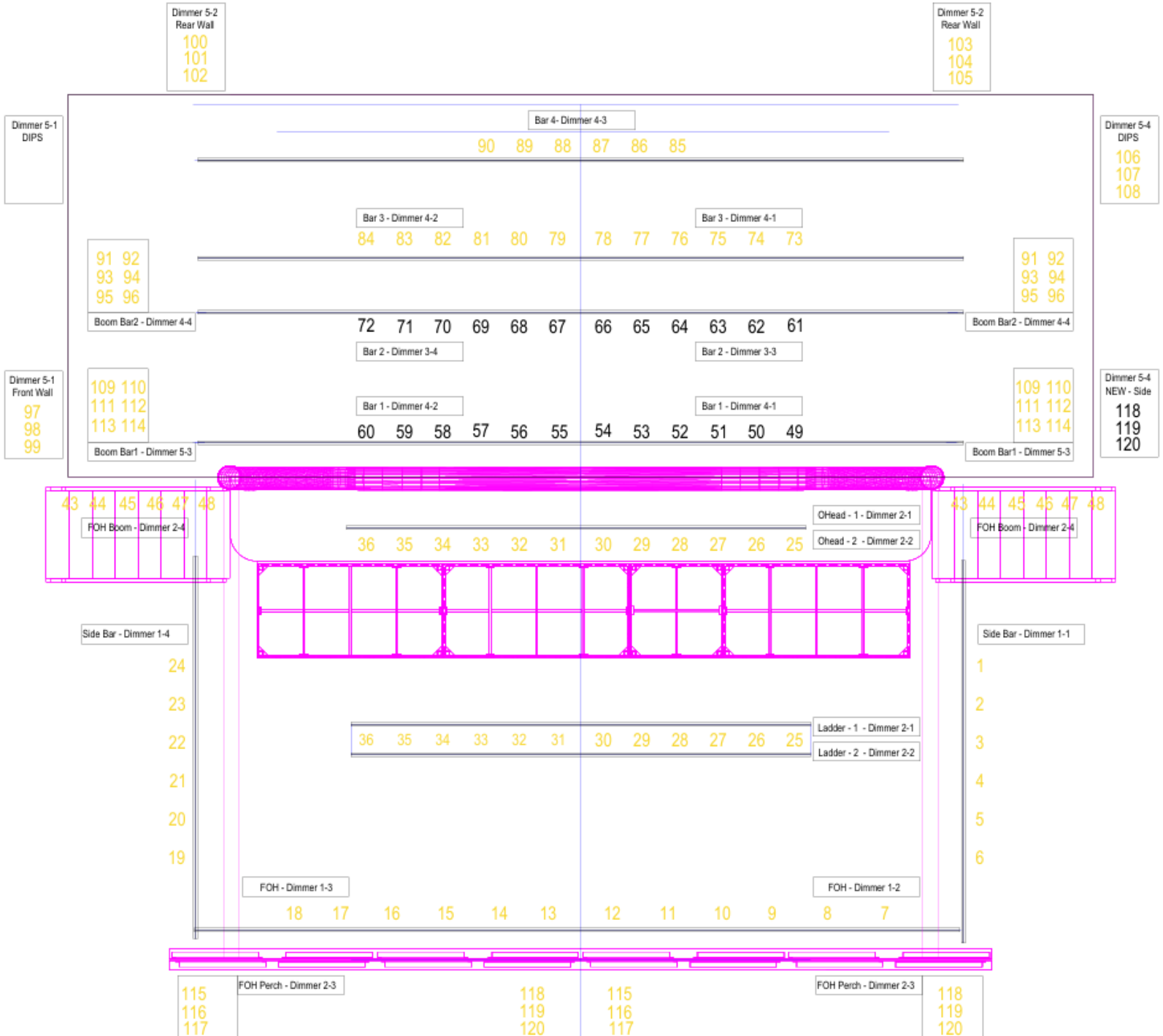
Dimmer 5-2
Rear Wall
100
101
102
Dimmer 5-2
Rear Wall
103
104
105
Dimmer 5-1
DIPS
Dimmer 5-4
DIPS
106
107
108
Bar 4- Dimmer 4-3
90 89 88 87 86 85
Bar 3 - Dimmer 4-2
Bar 3 - Dimmer 4-1
84 83 82 81 80 79 78 77 76 75 74 73
91 92
93 94
95 96
Boom Bar2 - Dimmer 4-4
72 71 70 69 68 67 66 65 64 63 62 61
Bar 2 - Dimmer 3-4
Bar 2 - Dimmer 3-3
Dimmer 5-1
Front Wall
97
98
99
109 110
111 112
113 114
Bar 1 - Dimmer 4-2
Bar 1 - Dimmer 4-1
60 59 58 57 56 55 54 53 52 51 50 49
Boom Bar1 - Dimmer 5-3
Dimmer 5-4
NEW - Side
118
119
120
43 44 45 46 47 48
FOH Boom - Dimmer 2-4
OHead - 1 - Dimmer 2-1
Ohead - 2 - Dimmer 2-2
36 35 34 33 32 31 30 29 28 27 26 25
Side Bar - Dimmer 1-4
Side Bar - Dimmer 1-1
24
23
22
21
20
19
1
2
3
4
5
6
Ladder - 1 - Dimmer 2-1
Ladder - 2 - Dimmer 2-2
FOH - Dimmer 1-3
FOH - Dimmer 1-2
18 17 16 15 14 13 12 11 10 9 8 7
FOH Perch - Dimmer 2-3
115
116
117
118
119
120

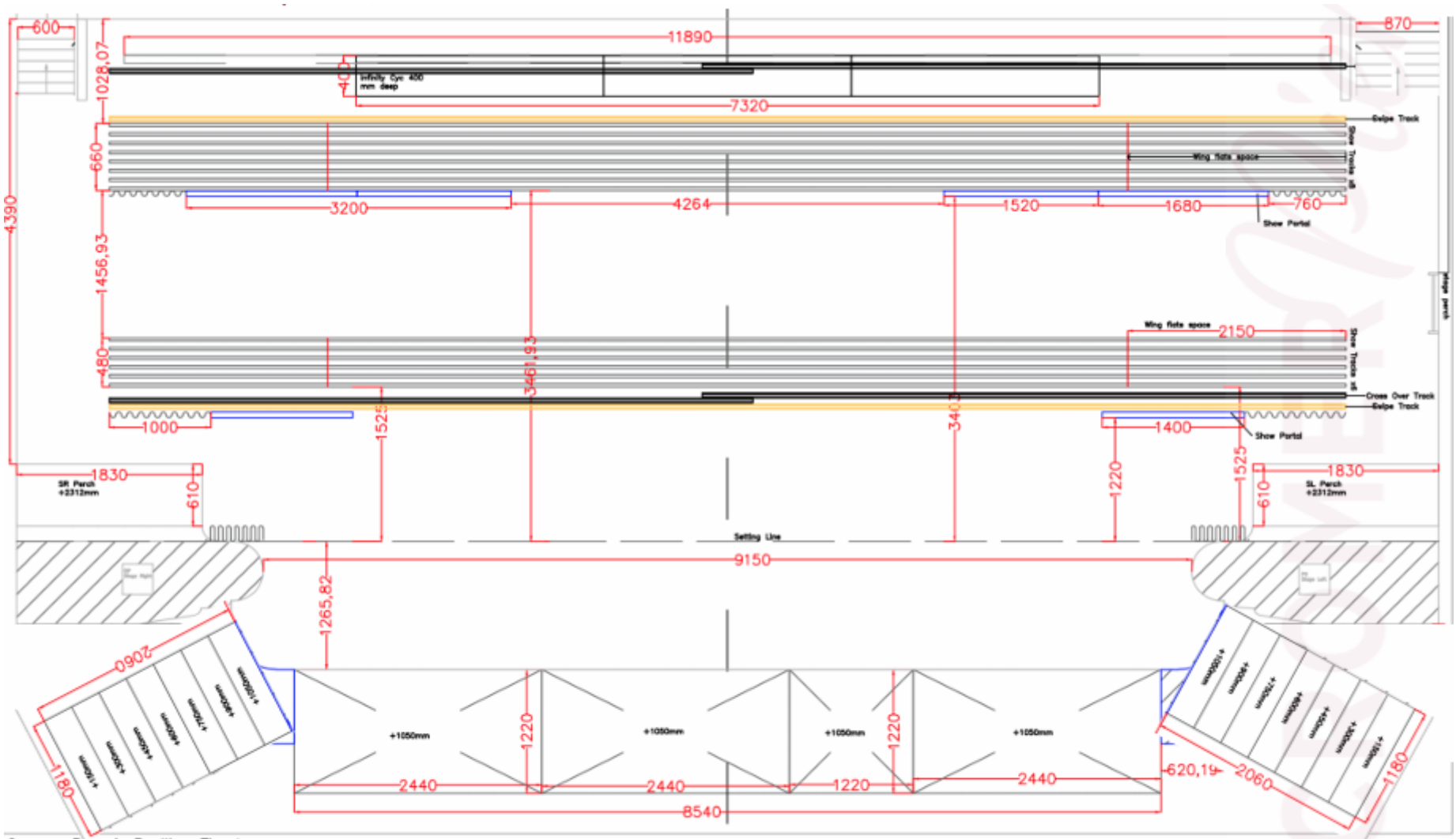

Cromer Pier & Pavilion Theatre
Date: 6th March 2019
Scale: A4 @ 1:50
Company: 3D Creations Ltd
Draftsmen: Ben Andrews
Contact: 01493 652 055

Please not that these plans are based on 1999 Plans & may not be 100% accurate.

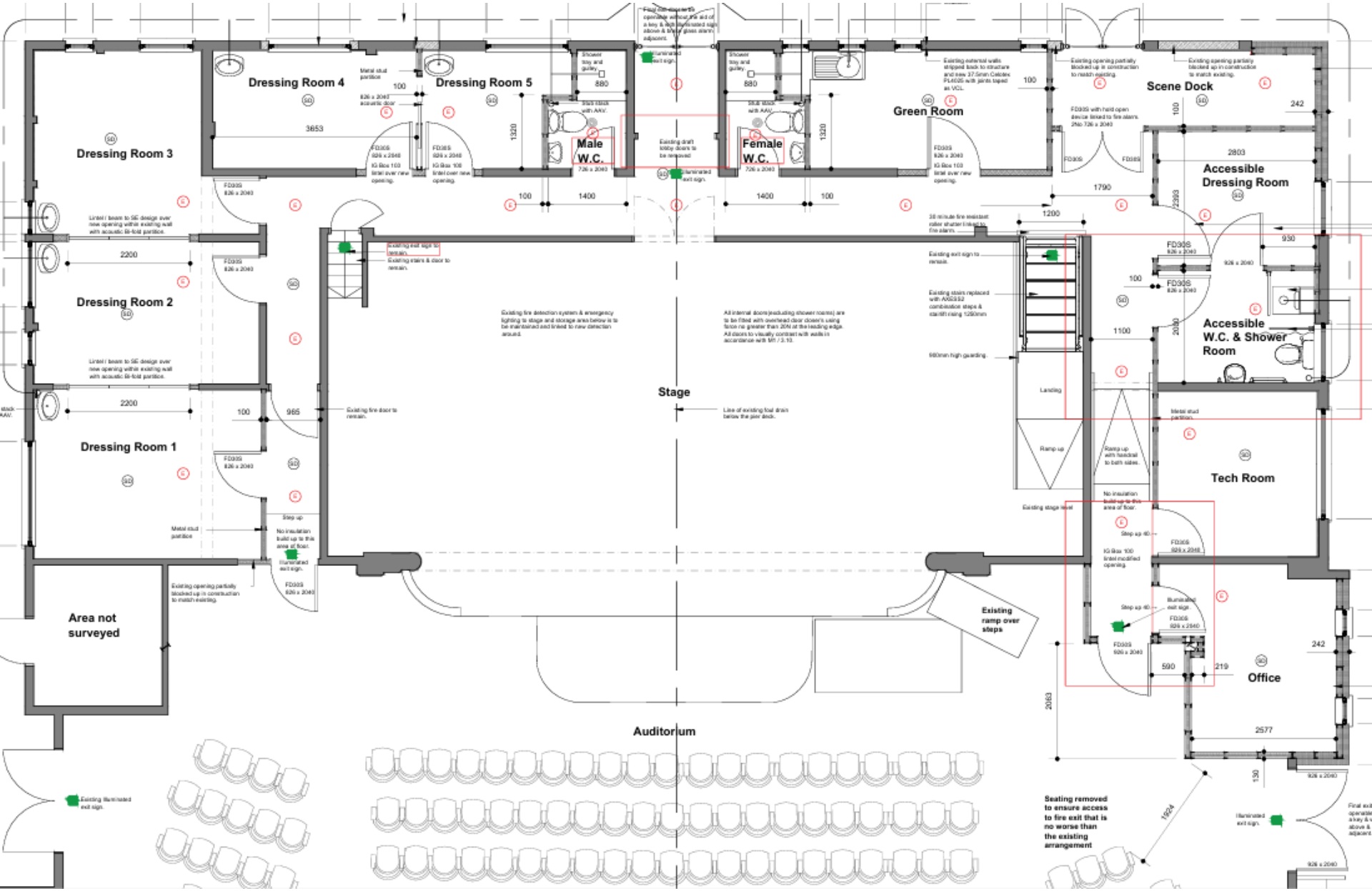
Dressing Room 4
Dressing Room 5
Dressing Room 3
Dressing Room 2
Dressing Room 1
Male W.C.
Female W.C.
Green Room
Scene Dock
Accessible Dressing Room
Accessible W.C. & Shower Room
Tech Room
Office
Stage
Auditorium
Area not surveyed
Existing ramp over steps
Seating removed to ensure access to fire exit that is no worse than the existing arrangement

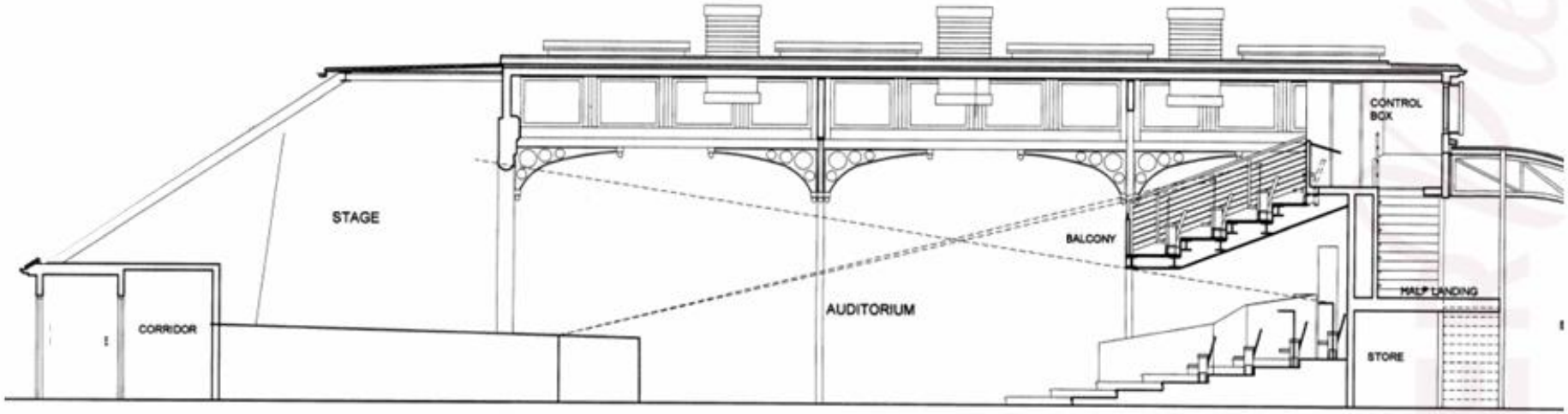
STAGE
CORRIDOR
AUDITORIUM
BALCONY
CONTROL BOX
HALF LANDING
STORE

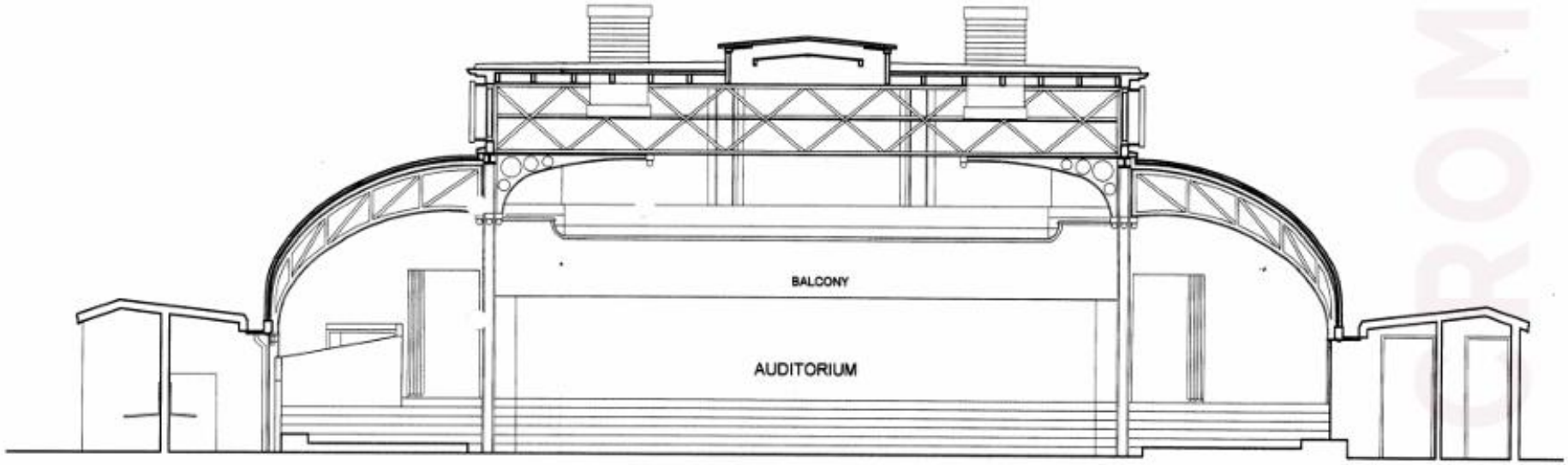
BALCONY
AUDITORIUM